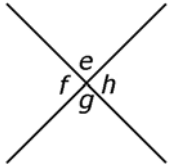
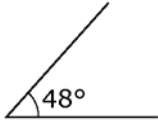
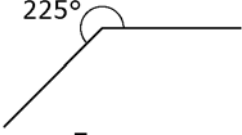
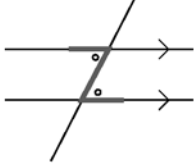


## Chapter 5 Riddle

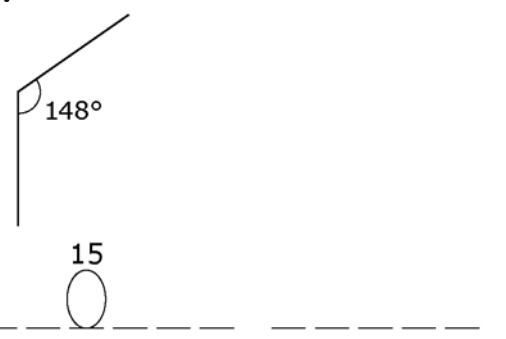
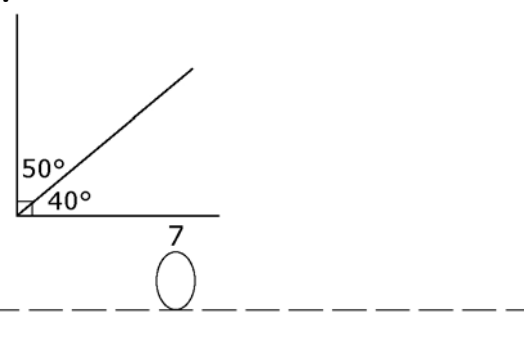
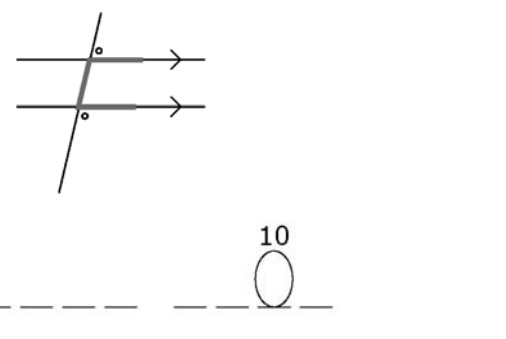
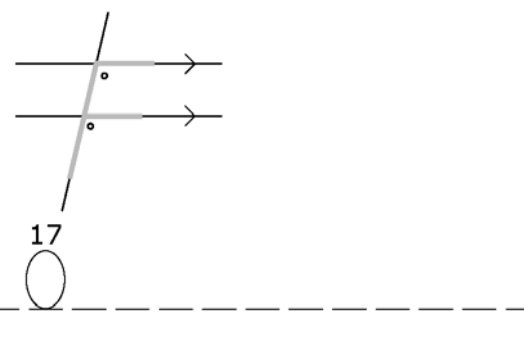
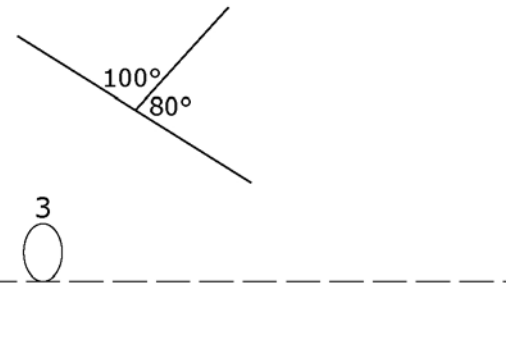
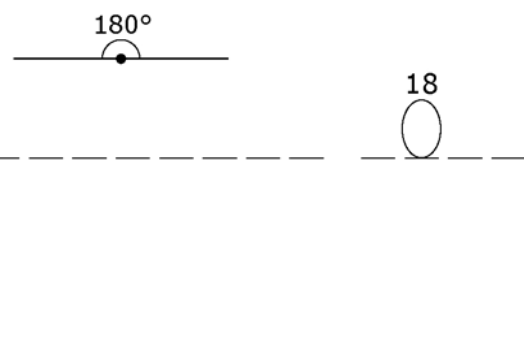
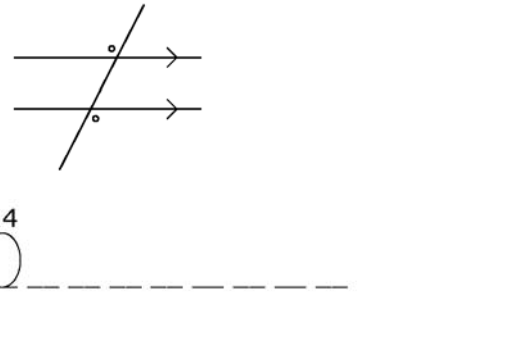
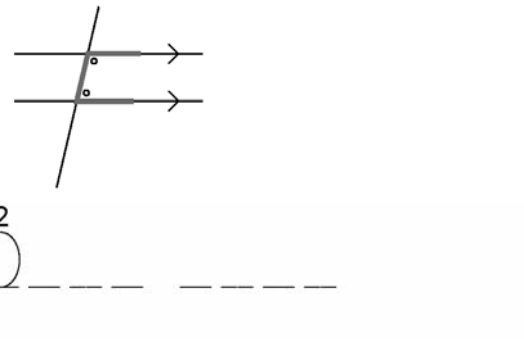
acute angle	alternate exterior angles	alternate interior angles	angle bisector
bisect	complementary angles	corresponding angles	obtuse angle
opposite angles	parallel lines	perpendicular lines	reflex angle
same side exterior angles	same side interior angles	straight angle	supplementary angles
transversal	vertex		

**Riddle:** What is the student looking forward to?

*To find out, identify the type of angle or angles shown in each visual. Write the correct term in the blank provided. Move the identified letters to the blank answer at the end of the puzzle.*

<p>1.</p>  <p style="text-align: center;">9    1</p> <p>_____</p>	<p>2.</p>  <p>12</p> <p>_____</p>
<p>3.</p>  <p>5</p> <p>_____</p>	<p>4.</p>  <p>16</p> <p>_____</p>

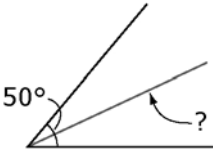
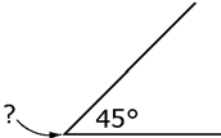
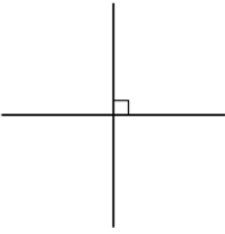
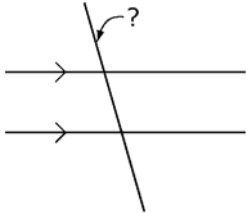
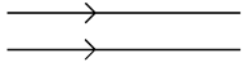


<p><b>5.</b></p>  <p>15</p>	<p><b>6.</b></p>  <p>7</p>
<p><b>7.</b></p>  <p>10</p>	<p><b>8.</b></p>  <p>17</p>
<p><b>9.</b></p>  <p>3</p>	<p><b>10.</b></p>  <p>18</p>
<p><b>11.</b></p>  <p>14</p>	<p><b>12.</b></p>  <p>2</p>



Name: \_\_\_\_\_ Date: \_\_\_\_\_

Identify what is shown in each visual. Write the term in the blank provided.

<p><b>13.</b></p>  <p>6</p> <p>_____</p>	<p><b>14.</b></p>  <p>11</p> <p>_____</p>
<p><b>15.</b></p>  <p>13</p> <p>_____</p> <p>_____</p>	<p><b>16.</b></p>  <p>4</p> <p>_____</p>
<p><b>17.</b></p>  <p>8</p> <p>_____</p>	

**Riddle Answer:**

1 2 3 4 5 6 7 8 9 10 11 12 13 14 15 16 17 18

