
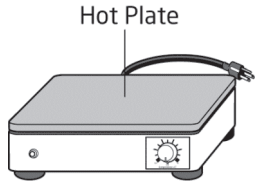


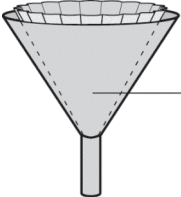


Goal • Identify equipment used in a science and technology classroom.

What to Do

Study each picture in the chart, and find the piece of equipment in your classroom.

- In the second column, write the name of the piece of science equipment.
- In the other three columns, describe where you can find the equipment, how you use it, and what the safety procedures are necessary.

Equipment	Name	Location	How is it used?	Safety Procedures
 <p>Beaker</p>				
 <p>Hot Plate</p>				
 <p>Graduated cylinder</p>				
 <p>Test tube</p>				
 <p>Funnel</p>				

