
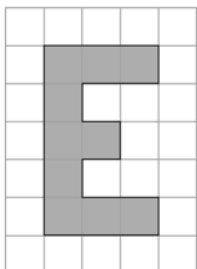


Name: \_\_\_\_\_


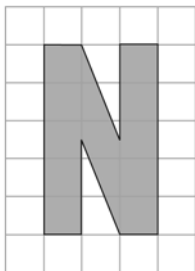
Date: \_\_\_\_\_

## Section 4.1 Extra Practice

1. a) Use a scale factor of 2 to enlarge the letter.



b) Use a scale factor of 3 to enlarge the letter.




Name: \_\_\_\_\_

Date: \_\_\_\_\_

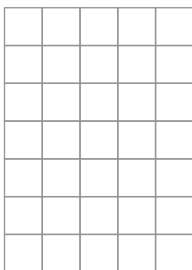
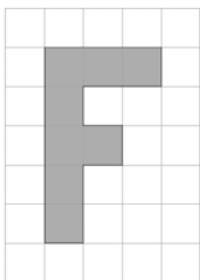
**BLM 4-2**  
(continued)

2. Draw an enlargement of the flag using a scale factor of 3.



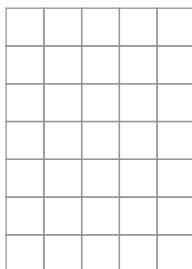
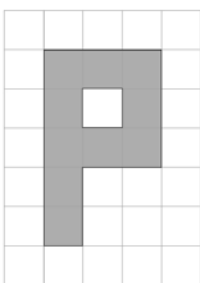
3. Draw an image with dimensions that are half as large as each letter.

a)





Use a scale factor of 0.5.

b)



Multiply each side by 0.5.

4. Draw a reduction of the flag using a scale factor of 0.5.



Name: \_\_\_\_\_ Date: \_\_\_\_\_

**BLM 4-2**  
(continued)

- 5.** The small fish has been enlarged. Circle the scale factor that was used.  
EQUAL TO 1 or GREATER THAN 1 or LESS THAN 1.  
Give 1 reason for your answer.



---

---

- 6.** Is Figure B an enlargement of Figure A? Circle YES or NO.  
Give 1 reason for your answer.



Figure A

Figure B

---

---

