
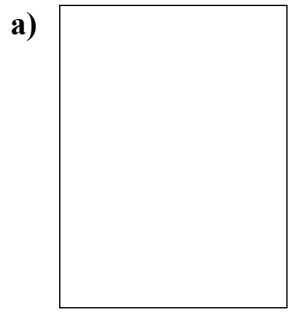


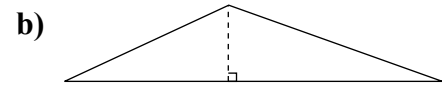
4.1 Warm Up

1. Measure each shape. 



length: _____

width: _____




length of base: _____

height: _____


2. a) Use a ruler to draw a 2.5-cm line.
Draw a line that is twice as long.


2.5×2



b) Use a ruler to draw a 6-cm line.

Draw a line that is $\frac{1}{3}$ as long. $6 \div 3$



 3. Multiply.

a) $3 \times 4 =$ _____

b) $2 \times 0.5 =$ _____

c) $4 \times 0.25 =$ _____

d) $1.2 \times 6 =$ _____

4. Complete.

a) double 5.1 = _____

b) 19 increased by 5 = _____

c) half of 48 = _____

d) 25 reduced by 7 = _____