


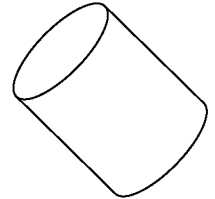
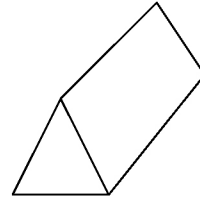
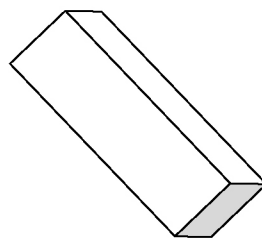
Name: \_\_\_\_\_

Date: \_\_\_\_\_

## Design a Candy Box



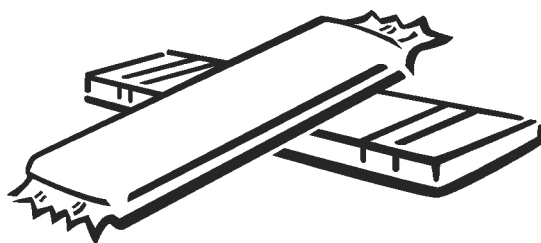
When companies design a new product, they need to consider how they will package that product.



Be the product and package designer! Your company is designing a new candy product. There are three options for the shape of the candy and package:

- rectangular prism
- triangular prism
- cylinder

Your directions are to stack the candies together inside a small box that is the shape of the candy stack. The package will have a label that can be wrapped around the sides, but not the ends.



The package can be no more than 2 cm across.

- 1. a)** Design a shape for your candy and for your package.  
**b)** For the package, draw
  - a three-dimensional view that includes front, side, and top views
  - a netLabel all dimensions.  
**c)** Show how the candy will fit in the package.

**2.** For your package, calculate

- the surface area of the package material
- the area of the label portion of the package

**3.** Give two reasons for recommending the package design you have developed.