
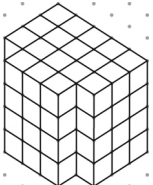


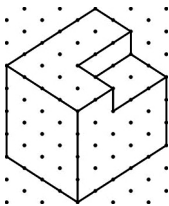
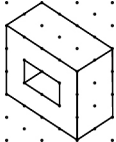
Section 1.3 Extra Practice

For #1 and 2, fill in the missing information.

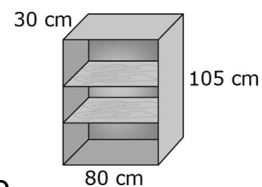
- a) Estimate the surface area.
 - b) Calculate the surface area. Show your work.
- Each shape is constructed with centimetre cubes.

	a) Estimate	b) Calculation
<p>1.</p> 		
<p>2.</p> 		

3. The following objects have been drawn on isometric dot paper, where the distance between dots is 2 cm. Find the surface area of each object.

Object	Surface Area
<p>a)</p> 	
<p>b)</p> 	

4. Jocelyn has built a set of shelves using unfinished wood. The shelves are 2 cm thick. The back of the shelves is made of thin plywood. She wants to apply a stain finish to the entire surface.



What surface area does she need to stain? Group the surfaces so that you can explain your work. Include a sentence answer.
