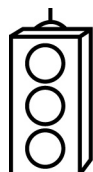


Chapter 10 Self-Assessment



← RED





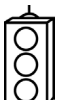
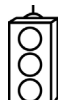

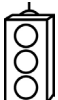


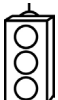
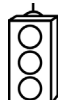





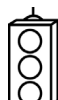

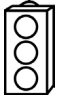




I have not started moving in this area.

← YELLOW

I am moving along with caution in this area.

← GREEN











I am moving along confidently in this area.

BEFORE	DURING (What I can do if I mark yellow or red.)	AFTER (Proof that I can do this.)
10.1		
 I can describe patterns using words, tables, or diagrams.		
 I can use patterns with repeating decimal numbers.		
10.2		
 I can write an expression to represent a pattern.		
 I can identify a constant, a numerical coefficient, and a variable.		
 I can write a word statement as an expression.		
10.3		
 I can model an expression.		
 I can evaluate an expression.		
 I can make a table of values for an expression.		

Name: _____

Date: _____

BLM 10-1
(continued)

10.4		
 I can graph a linear relation.		
 I can make a graph for a table of values.		
 I can describe the relationship shown on a graph.		
 I can match linear relations to graphs.	